



Jakarta BSF

Add Scriptability to
Your Java Application

Overview

- Jakarta's Bean Scripting Framework (BSF) 2.4
 - Brief History
 - Java
 - Java (BSF) ↔ C++-Examples
 - C++ ↔ Java (BSF) ↔ C++
- Upcoming BSF 3.0 (JSR-223/Java 1.6 Scripting)
 - Brief History
 - Java-Examples
- Roundup



Jakarta's Bean Scripting Framework (BSF) 2.4



Jakarta's BSF History, 1

- Started 1999 as an IBM research project
 - **Sanjiva Weerawarana**
 - Matthew J. Duftler
 - Sam Ruby
 - Victor Orlikowski
- IBM Developerworks Java project
 - Open source Java framework
 - Package name: "com.ibm.bsf"



Jakarta's BSF History, 2

- Purpose
 - Add scriptability to Java and Java Beans
 - Allow non-Java scripting languages to
 - Be easily deployed by Java programs
 - Access/interact with Java (objects)
- Usage of BSF at IBM
 - Deployed for JSP's in IBM's WebSphere product
 - Allows using any BSF supported scripting language to be used for creating JSP content



Jakarta's BSF History, 3

- 2002 handed over to Apache Jakarta
 - Package name: "**org.apache.bsf**"
 - October 2006: version 2.4 officially released
- Apache projects employing BSF
 - Some Apache projects that use BSF
 - ant
 - Taglib ("BSF" taglib)
 - Xalan (XSLT processor)
 - Search in the documentation for "BSF", also
 - See the last foil of this presentation ("Links")



BSF 2.4 Scripting Languages

- Some of the supported BSF scripting languages:
 - **"jacl"**: Jacl (Tcl)
 - **"javascript"**: JavaScript (Rhino)
 - **"jython"**: Jython (Python)
 - **"netrexx"**: NetRexx
 - **"prolog"**: Jlog (PROLOG)
 - **"ruby"**: JRuby
 - ...
- ... but also Java ...
 - **"java"** (Java code "script style", gets compiled into boilerplate)
 - **"javaclass"** (invoke methods on Java class and Java objects)
- ... and even XSLT (Xalan) !
 - **"xslt"**: XSL transformation



BSF in a Nutshell: Java Invoking Two Scripts

```
import org.apache.bsf.*; // BSF support
import java.io.*;       // exception handling

/** Java program that shows the easyness of deploying scripts with BSF. */
public class TestBSF
{
    /** Running in-line defined scripts. */
    public static void main (String[] args) throws IOException {
        try {
            BSFManager bsfmgr = new BSFManager (); // get the BSFManager
            // define a Jython (Python) program and invoke it
            String scriptCode = "print 'Jython was here!';";
            bsfmgr.exec("jython", "any debug info", 0, 0, scriptCode);

            // define a Rexx program and invoke it
            scriptCode = "SAY 'Rexx was here!'"; // a Rexx statement
            bsfmgr.exec("rexx", "any debug info", 0, 0, scriptCode);
        }
        catch (BSFException e) {e.printStackTrace();}
    }
}
```



"ScriptedUI.java", 1

- BSF sample program
 - Java program ("host")
 - Creates a "java.awt.Frame"
 - Creates "java.awt.Button"s and a "java.awt.Panel"
 - The Java panel object gets stored in the "BSFRegistry"
 - Reads the file given at the commandline and uses BSF to dispatch the script
 - The file extension determines the scripting language
 - Script ("client")
 - Retrieves the panel object from the "BSFRegistry"
 - Adds a Border layout, creates and places "java.awt" objects



"ScriptedUI.java", 2 (Java Host)

```
public class ScriptedUI {
```

```
    BSFManager bsfmgr = new BSFManager ();
```

```
    public ScriptedUI (String fileName) {
```

```
        Panel p = new Panel ();
```

```
        f.add ("Center", p);
```

```
        f.add ("North", new Button ("North Button"));
```

```
        f.add ("South", new Button ("South Button"));
```

```
        bsfmgr.registerBean ("centerPanel", p);
```

```
        try { // exec script engine code to do its thing for this
```

```
            String language = BSFManager.getLangFromFilename (fileName);
```

```
            FileReader in = new FileReader (fileName);
```

```
            String script = IOUtils.getStringFromReader (in);
```

```
            bsfmgr.exec (language, fileName, -1, -1, script);
```

... Cut ...



"ScriptedUI.java", 3 (Javascript Client)

```
/* filename "ui.js" (JavaScript) */

/* pick up the center panel bean */
p = bsf.lookupBean ("centerPanel");

/* set the layout manager to border */
p.setLayout (new java.awt.BorderLayout ());

/* add a few things */
p.add ("Center", new java.awt.Label ("Middle from JavaScript"));
p.add ("North", new java.awt.TextField ("north text from JavaScript"));
p.add ("South", new java.awt.TextField ("south text from JavaScript"));
p.add ("East", new java.awt.Button ("inner east from JavaScript"));
p.add ("West", new java.awt.Button ("inner west from JavaScript"));

/* configure p a bit */
p.setBackground (java.awt.Color.red);

/* configure the frame that p is in */
f = p.getParent ();
f.setTitle ("Hello from JavaScript (title reset from JavaScript)");
```



"ScriptedUI.java", 4

```
java ScriptedUI ui.js
```



„ant“ Examples, 1

- Examples by Kevin Jackson
 - In this case use Ruby
 - Read in a file and print out the file with associated line # using the `<script>` element
 - Using the `<scriptdef>` element define a script in a `<target>` element that prints out the classpath values



"ant" Examples, 2

Employing the `<script>` Element

```
<script language="ruby"><![CDATA[  
  filename = "#{$project.getBaseDir()}/jruby-scriptdef-test.xml"  
  f = File.new(filename, "r")  
  f.readlines.each_with_index {|l,i|  
    puts "#{i}: #{l}"  
  }  
]]>  
</script>
```



"ant" Examples, 3

Employing the `<scriptdef>` Element

```
<target name="testScriptDef1">
  <!-- define it -->
  <scriptdef language="ruby" name="classpaths">
    <element name="classpath" type="path"/>
    paths = $elements.get("classpath")
    $self.fail("no classpaths") unless paths
    paths.each {|p| $self.log(p.toString()) }
  </scriptdef>
  <!-- use it -->
  <classpaths>
    <classpath path=":${user.home}"/>
    <classpath path="${ant.file}" />
  </classpaths>
</target>
```



Using XSL as a Scripting Engine, 1

- BSF sample program
 - Java program (host)
 - Creates a `java.awt.Frame`
 - Creates a `java.awt.Panel` with a `java.awt.GridLayout` (no row limit, two columns) and adds it to the frame object
 - » Creates two `java.awt.Labels` and adds them (as headings) to the panel object
 - Uses the BSF registry to store
 - the "panel" Java object (used to output the result)
 - a `java.io.FileReader` Java object (created from the supplied XML file name) under the name "xslt:src"



Using XSL as a Scripting Engine, 2

- Invokes the BSF "xslt" engine supplying the XSL file's content
 - The XSL transformation will sort the person elements by the attribute named "first" (name)
 - and for each person selects the attributes "first" and "last", creating for each a "java.awt.Label" and adding that to the Java panel
- Packs and displays the frame object which contains the Java panel object that just got extended by the XSL transformed data from the given XML file
- Command line invocation:
`java TableFiller table-data.xml style1.xsl`



Using XSL as a Scripting Engine, 3

"TableFiller.java" (Java Host)

```
... cut ...  
    Frame frame = new Frame ("Table Filler");  
... cut ...  
    Panel panel = new Panel (new GridLayout (0, 2));  
    Font f = new Font ("SansSerif", Font.BOLD, 14);  
    Label l = new Label ("First"); l.setFont (f); panel.add (l);  
    l = new Label ("Last"); l.setFont (f); panel.add (l);  
    frame.add ("Center", panel);
```

```
BSFManager mgr = new BSFManager ();  
// make the panel available for playing in XSL  
mgr.declareBean ("panel", panel, panel.getClass ());  
  
// tell xslt (Xalan) what the input xml file is  
mgr.registerBean ("xslt:src", new FileReader (xmlfilename));  
  
// load and run the xsl file to fill in the Java table  
mgr.exec ("xslt", xslfilename, 0, 0,  
        IOUtils.getStringFromReader (new FileReader (xslfilename)));
```

```
// now pack and display the frame  
frame.pack ();  
frame.setVisible(true);
```

```
... cut ...
```



Using XSL as a Scripting Engine, 4 "style1.xsl" (XSL Client)

```
<?xml version='1.0'?>  
  <!-- This stylesheet fills in the data by sorting on the first name. -->  
  <xsl:stylesheet xmlns:xsl="http://www.w3.org/1999/XSL/Transform"  
    xmlns:java="http://xml.apache.org/xslt/java"  
    version="1.0">
```

```
    <xsl:param name="panel"/> <!-- get access to the "panel" Java object -->
```

```
    <xsl:template match="data">  
      <xsl:apply-templates select="person">  
        <xsl:sort select="@first"/> <!-- sort by attribute "first" -->  
      </xsl:apply-templates>  
    </xsl:template>
```

```
    <xsl:template match="person">  
      <xsl:variable name="junk1"  
        select="java:add ($panel, java:java.awt.Label.new (string(@first)))"/>  
  
      <xsl:variable name="junk2"  
        select="java:add ($panel, java:java.awt.Label.new (string(@last)))"/>  
    </xsl:template>
```

```
</xsl:stylesheet>
```



Using XSL as a Scripting Engine, 5 "table-data.xml"

```
<?xml version="1.0"?>  
  
<data>  
  <person first="Sanjiva" last="Weerawarana"/>  
  <person first="Matt" last="Duftler"/>  
  <person first="Paco" last="Curbera"/>  
  <person first="Sam" last="Ruby"/>  
  <person first="Stephen" last="Boies"/>  
  <person first="Sanka" last="Samaranayake"/>  
  <person first="Anthony" last="Elder"/>  
  <person first="Kevin" last="Jackson"/>  
  <person first="Nandika" last="Jayawardana"/>  
  <person first="Stefan" last="Bodewig"/>  
  <person first="Henning" last="Schmiedehausen"/>  
  <person first="Martin" last="van den Bemt"/>  
  <person first="Rony G." last="Flatscher"/>  
</data>
```

```
java TableFiller style1.xsl table-data.xml
```



First	Last
Anthony	Elder
Henning	Schmiedehausen
Kevin	Jackson
Martin	van den Bemt
Matt	Duftler
Nandika	Jayawardana
Paco	Curbera
Rony G.	Flatscher
Sam	Ruby
Sanjiva	Weerawarana
Sanka	Samaranayake
Stefan	Bodewig
Stephen	Boies



Java (BSF) ↔ C++

- BSF is a Java framework
- There are plenty of scripting languages that are not implemented in Java, but in C or C++
- It would be just great to be able to employ all such scripting languages by Java via BSF!
- In addition, it would become possible for such scripting languages to *use all of Java as a huge external function* library which has been ported to all major operating systems already!



Rexx

A Non-Java Scripting Language

- Rexx
 - 1979 by Mike F. Cowlishaw (IBM)
 - Goal for devising a "**human centric**" scripting language
 - "Everything is a string"
 - Small language (stable set of builtin functions)
 - Easy syntax (almost like pseudo-code!)
 - *End-user programming* possible !
 - Originally to replace the awkward "EXEC II" on mainframes
 - ANSI Rexx standard in 1996
 - Available for practically all operating systems, e.g.
 - AmigaOS, AIX, DOS, IBM mainframe OS, Linux, MacOSX, OS/2, Solaris, Windows, ...



ooRexx

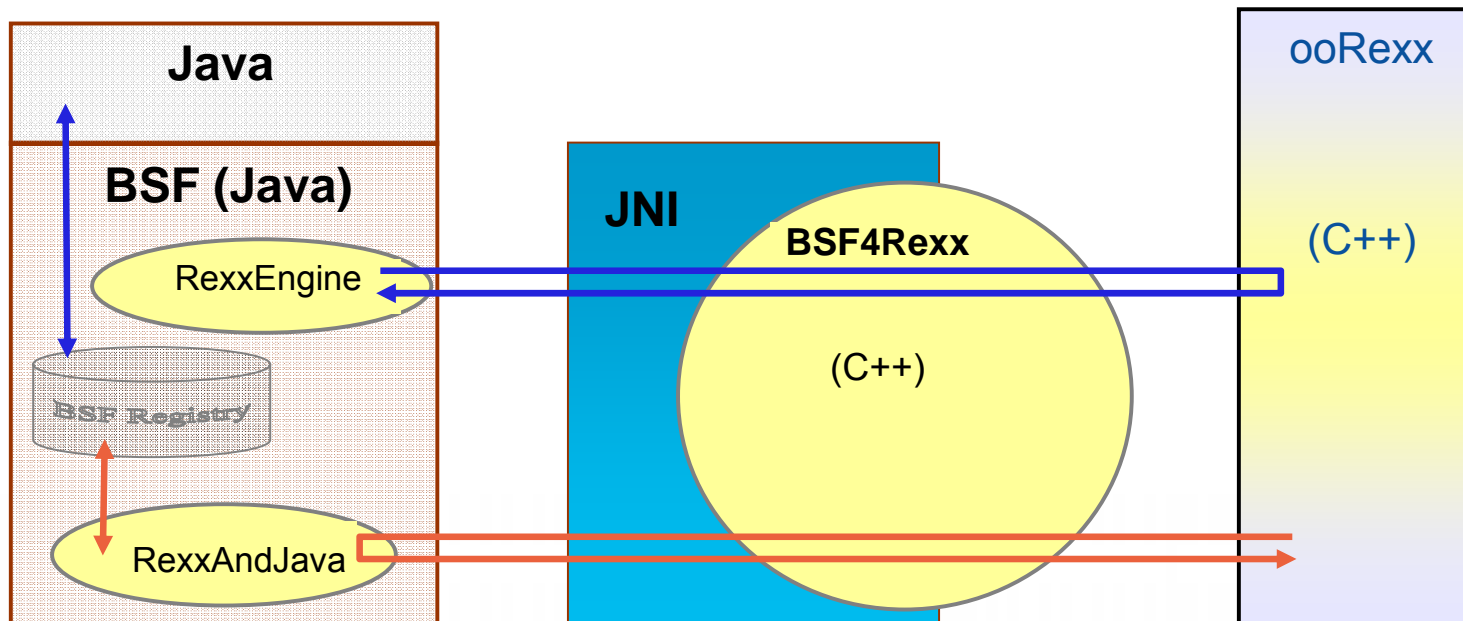
A Non-Java Scripting Language

- Non-profit "Rexx Language Association (RexxLA)"
 - Fall 2004: Received the source code for IBM's commercial Object REXX
 - Spring 2005: Released "ooRexx 3.0" as FOSS (free & open source)
 - November 2007: Released "ooRexx 3.2" (a very significant update)
- Fully compatible with Rexx
- Adds a powerful object-oriented model
 - "Everything is an object"
 - Metaclasses, Reflection, Multiple-inheritance, Unknown-mechanism, One-off objects, ...
 - Easy syntax (almost like pseudo-code!)
 - *End-user programming* possible as well !
 - Still a small and easy to learn language
 - Available pre-compiled for, e.g.
 - AIX, Linux, MacOSX, Solaris, Windows
- Implemented in C++



"BSF4Rexx" - A BSF Engine (Bridging Java and C++)

- Java (BSF) ↔ C++



BSF4Rexx, An Example ooRexx Using Java

```
call bsf.cls                /* get ooRexx support for BSF      */  
s=bsf.loadClass("java.lang.System") /* load the Java System class object */  
say s~getProperty("java.version") /* get and output Java version    */
```

Yields (maybe):

```
1.6.0_02
```



"ScriptedUI.java" (cont'd), 5 (ooRexx Client)

```
/* filename "ui.rex" (ooRexx) */

/* pick up the center panel bean */
p = bsf.lookupBean("centerPanel")

/* set the layout manager to border */
p~setLayout(.bsf~new("java.awt.BorderLayout"))

/* add a few things */
p~add("Center", .bsf~new("java.awt.Label", "Middle from ooRexx"))
p~add("North", .bsf~new("java.awt.TextField", "North text from ooRexx"))
p~add("South", .bsf~new("java.awt.TextField", "South text from ooRexx"))
p~add("East", .bsf~new("java.awt.Button", "Inner east text from ooRexx"))
p~add("West", .bsf~new("java.awt.Button", "Inner west text from ooRexx"))

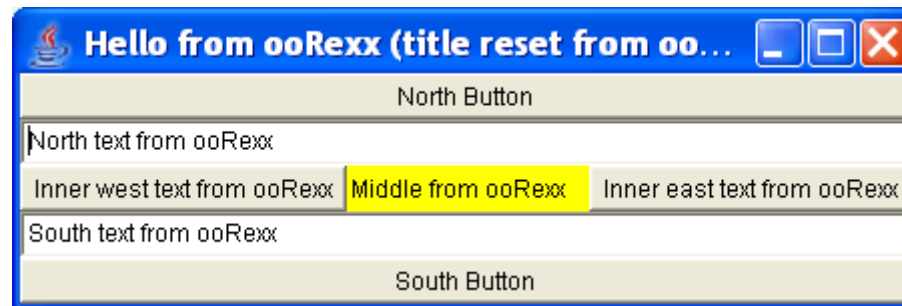
/* configure p a bit */
p~setBackground(.bsf~bsf.getStaticValue("java.awt.Color", "yellow"))
p~getParent~setTitle("Hello from ooRexx (title reset from ooRexx)")

::requires BSF.CLS -- get ooRexx wrapper support for BSF
```



"ScriptedUI.java" (cont'd), 6

```
java ScriptedUI ui.rer
```



C++ ↔ Java (BSF) ↔ C++

- Observations
 - Java has become one of the most important programming languages
 - Non-Java applications start to supply Java interfaces to service Java programs
- Using BSF one could use *any* supported scripting language to interface with such applications without a need for a specific function library!



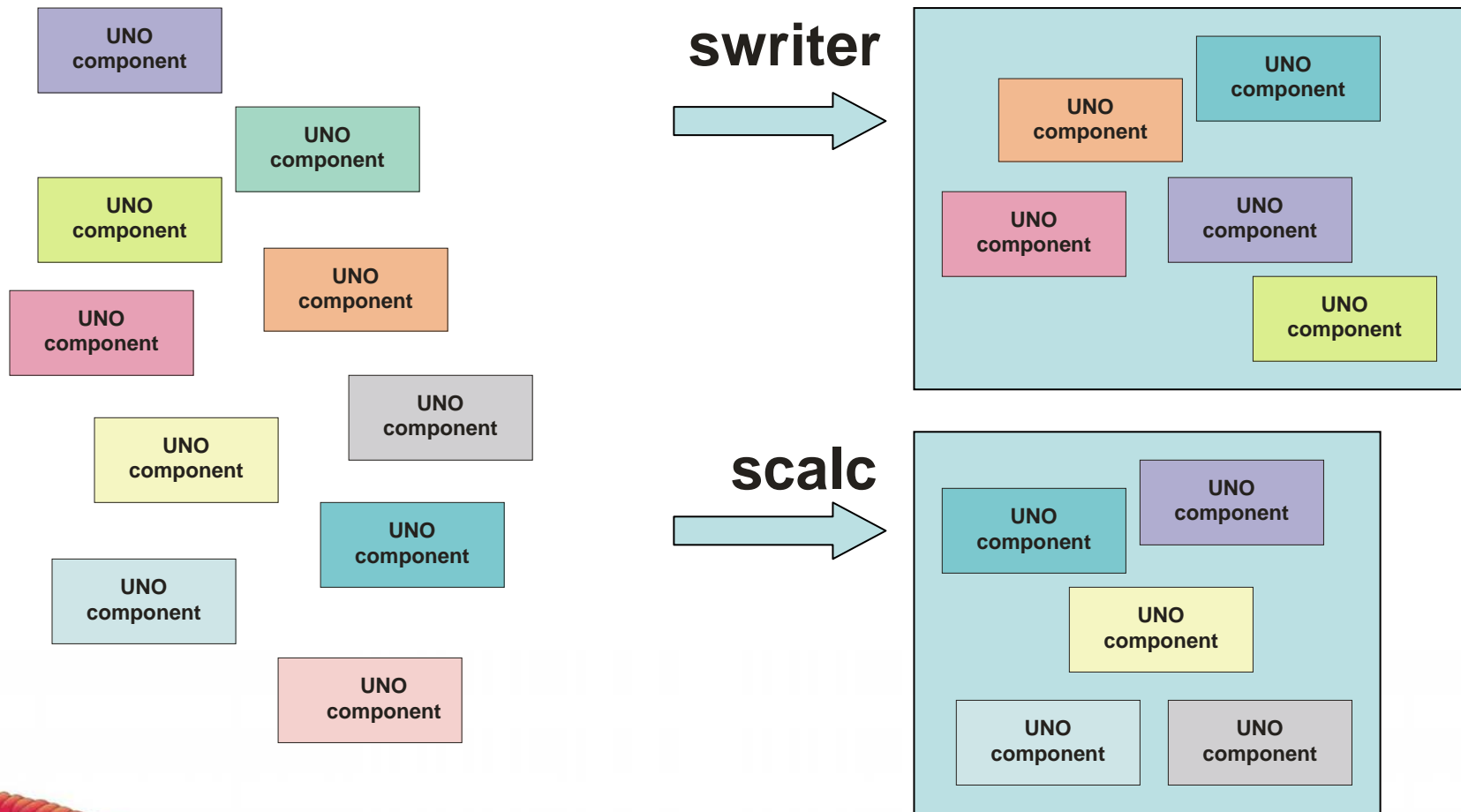
Case Study

StarOffice/OpenOffice.org

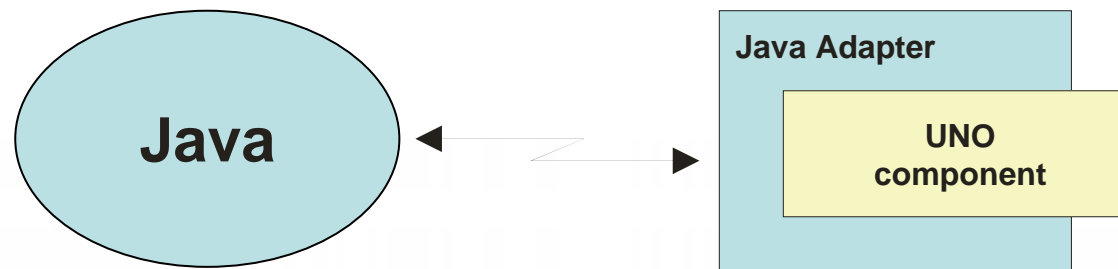
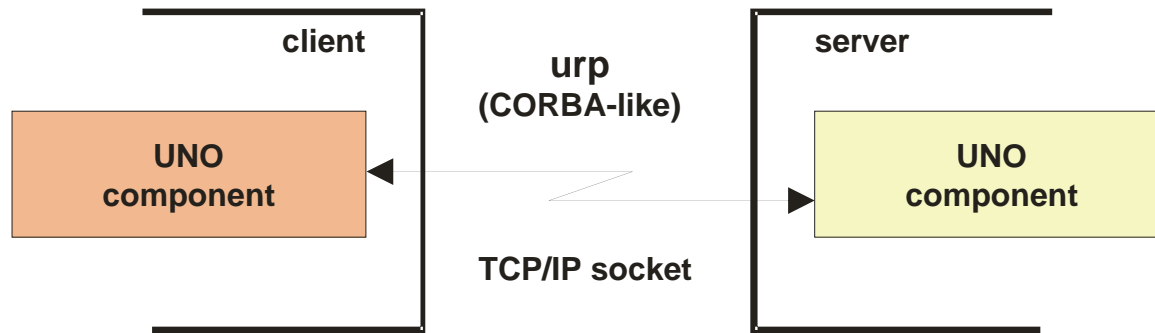
- Office-suite with OO-design to the core
 - Written in C++
 - Multiplatform
 - *Many* filters (eg. Microsoft Office file formats)
- Sun bought StarDivision in 1999
 - Opensource version in 2001 released
 - <http://www.OpenOffice.org> ("OOo")
 - **Java (proxy) interfaces to the C++ classes!**



OOo "UNO" Architecture



UNO Interaction



```

class OOoWithJava { // A Java program to create an empty word processor document with OOo 2.x
    public static void main (String args[]) {
        com.sun.star.frame.XDesktop xDesktop = null;
        com.sun.star.lang.XMultiComponentFactory xMCF = null;
        try {
            com.sun.star.uno.XComponentContext xContext = null;
            xContext = com.sun.star.comp.helper.Bootstrap.bootstrap();

            xMCF = xContext.getServiceManager();
            if( xMCF != null ) {
                System.out.println("Connected to a running office ...");
                Object oDesktop = xMCF.createInstanceWithContext("com.sun.star.frame.Desktop", xContext);

                xDesktop = (com.sun.star.frame.XDesktop)
                    com.sun.star.uno.UnoRuntime.queryInterface(com.sun.star.frame.XDesktop.class, oDesktop);

                com.sun.star.frame.XComponentLoader xComponentLoader = (com.sun.star.frame.XComponentLoader)
                    com.sun.star.uno.UnoRuntime.queryInterface(com.sun.star.frame.XComponentLoader.class, xDesktop);

                com.sun.star.beans.PropertyValue xEmptyArgs[] = // empty property array
                    new com.sun.star.beans.PropertyValue[0];

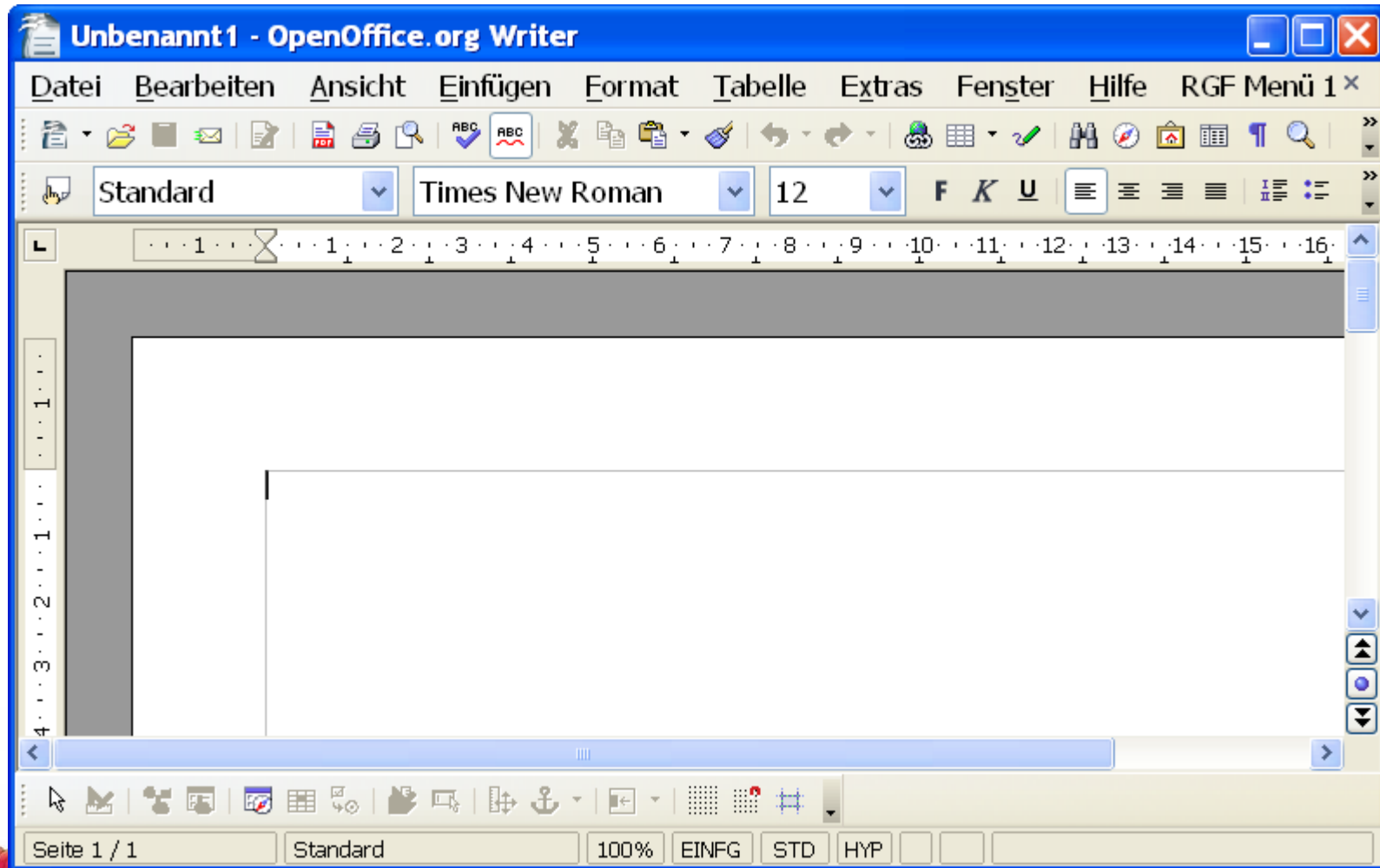
                String url="private:factory/swriter";
                com.sun.star.lang.XComponent xComponent = // text document
                    xComponentLoader.loadComponentFromURL(url, "_blank", 0, xEmptyArgs);
            }
            else System.out.println("Not able to create desktop object.");
        }
        catch( Exception e) { e.printStackTrace(System.err);
            System.exit(1); }
        System.err.println("Successful run.");
        System.exit(0);
    }
}

```

A Java Program to Create an Empty OOo Word Processor Document



An Empty Text Document



```
xCompLoader = UNO.createDesktop() ~XDesktop ~XComponentLoader
```

```
url="private:factory/swriter"
```

```
xWriterComp = xCompLoader~loadComponentFromURL(url, "_blank", 0, .UNO~noProps)
```

```
say "Successful run."
```

```
::requires UNO.CLS /* get the ooRexx UNO support, which uses BSF */
```

An ooRexx Program to Create an Empty OOo Word Processor Document Taking Advantage of BSF



Some Observations

- The ooRexx program is considerably smaller and as a result more ledgible, because
 - No explicit need for type casting
 - A strongly typed language like Java needs to employ "queryInterface(interfaceClass, UNO_Object)" over and over again
 - ooRexx Module "UNO.CLS" includes
 - Simple routines for recurrent tasks like creating the OOo desktop,
 - A Mechanism to allow for sending interface queries as plain (unqualified) ooRexx messages



OOo: Creating a Text Document With Content

```
/* get the OOo Desktop service object */
oDesktop = UNO.createDesktop()

/* query interfaces to get to componentLoader interface */
xCompLoader = oDesktop~XDesktop~XComponentLoader

/* open a blank (new) wordprocessor component */
url = "private:factory/swriter" /* determine the component type */
xWriterComp = xCompLoader~loadComponentFromURL(url, "_blank", 0, .UNO~noProps)
```

```
/* get the text object via the XTextDocument interface */
text = xWriterComp~XTextDocument~getText

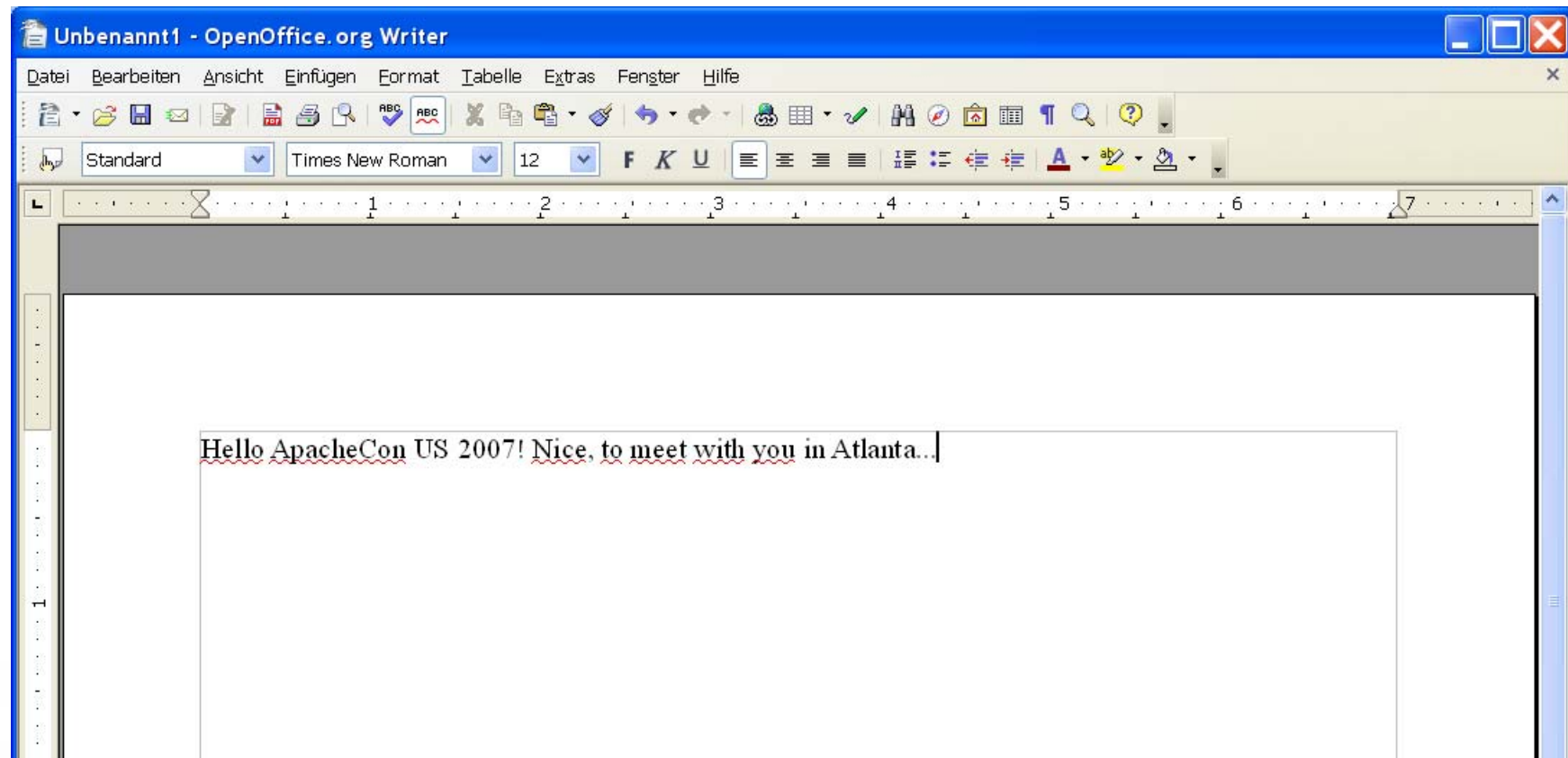
/* set the string */
text~setString("Hello ApacheCon US 2007! Nice, to meet with you in Atlanta...")
```

```
::requires UNO.CLS /* get UNO support (which loads BSF.CLS) */
```

```
file:///c:/docs/aFile.odt
http://www.RexxLA.org/aFile.odt
ftp://www.RexxLA.org/aFile.odt
```



OOo: Creating a Text Document

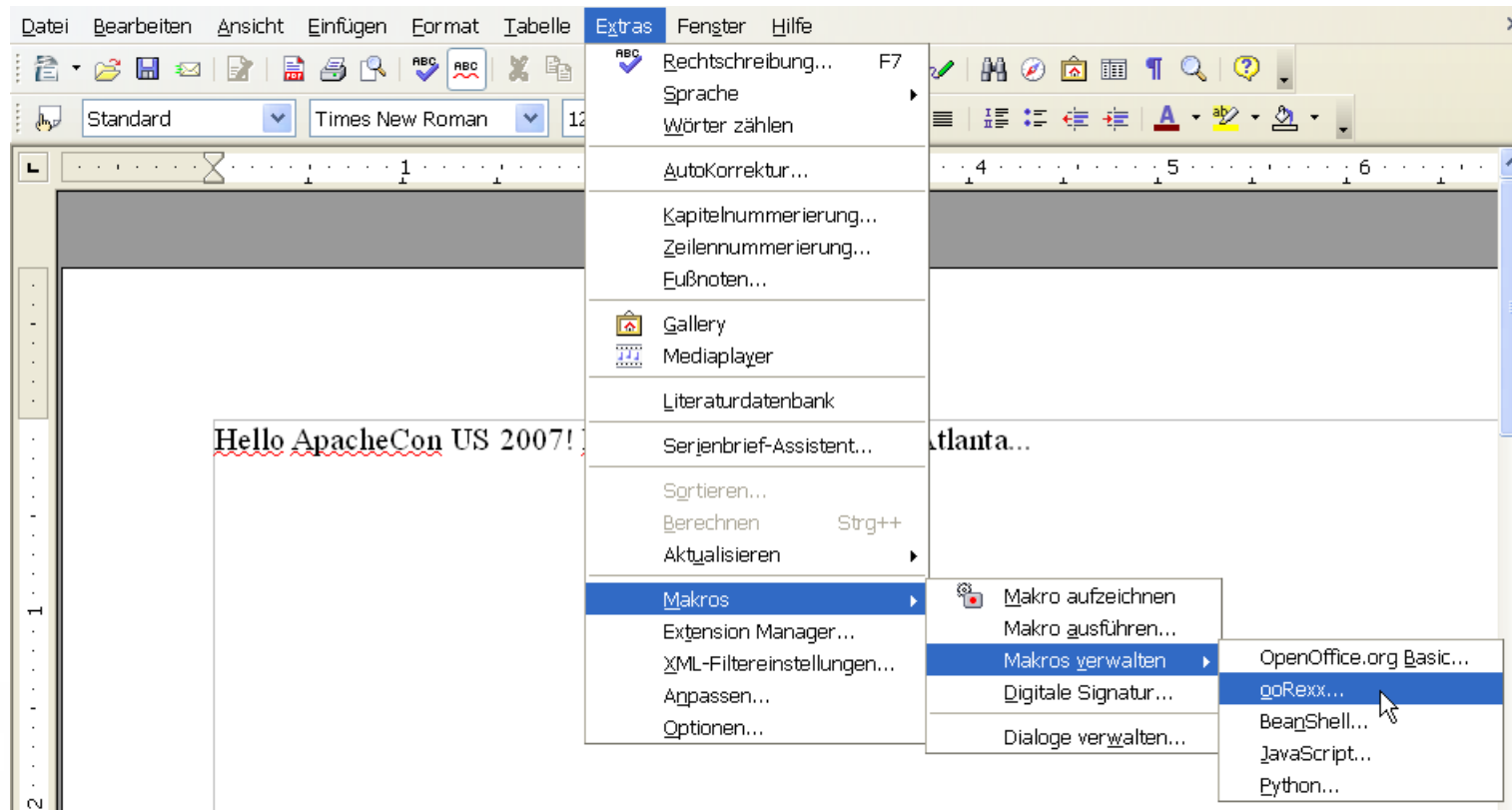


OpenOffice.org – BSF Macros!

- Since OOo version 2.0 (Introduced Fall 2005)
 - Incorporates a *Java-based OOo Scripting Framework!*
 - Allows OOo to deploy scripting languages, which are created/supplied by third parties
 - Enables the creation of macros that can be run against any OOo UNO component
 - The OOo scripting framework supplies the components as arguments for which the macro should run/got invoked
 - *Using Jakarta's BSF one can incorporate **any** of the BSF engines to be used as a macro language for OOo !*



ooRexx as an OOo Macro Language



Unbenannt1 - OpenOffice.org Writer

File Edit View Insert Format Table Extras Window Help

Standard Times New Roman 12 F K U

Hello world [20071020 11:24:29] by <http://www.ooRexx.org!>

```
ooRexx Macro: [/user/Scripts/ooRexx/Library1/Macro4.rex]
1 /* Hello World in ooRexx, cf. http://www.ooRexx.org, version: 2007-10-17, ---rgf */
2
3 xScriptContext=uno.getScriptContext() /* get the xScriptContext object */
4 oDoc=xScriptContext~getDocument /* get the document service (a XModel) object */
5 /*
6 xDesktop=xScriptContext~getDesktop /* get the desktop (a XDesktop) object */
7 xContext=xScriptContext~GetComponentContext /* get the context (a XComponentContext) object */
8 */
9
10 /* replace the following part with your code (begin) ==> */
11 /* demonstration of how to interact with different document types */
12 str="Hello world ["date("s") time()"] by http://www.ooRexx.org! " /* define some text */
13
14 if oDoc~uno.queryServiceName("TextDocument")<>" then /* a TextDocument in hand? */
15 do
16 xTextDoc=oDoc~XTextDocument /* get the XTextDocument interface */
17 xTextDoc~getText~getEnd~setString(str) /* add text at the end of the text document */
```

Run Clear Save Close



Add *Your* BSF Scripting Language as a Macro Languages to OOo

- If you are interested in using your favorite scripting language in OpenOffice, you can! And quite easily so, just
 - Look at the current Rexx implementation for the OOo scripting framework which uses BSF (pure Java)
 - Copy the few existing files to a new subdirectory
 - Java programs plus one template file containing a template program in your scripting language of choice
 - Change the name of the scripting language in a few places to match your scripting language of choice, adapt the Manifest file accordingly, and
 - ... you should be done!





Upcoming BSF 3.0

JSR-223/Java 1.6 Scripting

Upcoming BSF 3.0

An Implementation of JSR-223, 1

- JSR-223
 - Task: create a scripting framework for Java
 - Sun's original motivation: create support for PHP
 - "JSR-000223: Scripting Pages in Java Web Applications"
 - Final title: "[JSR 223: Scripting for the Java Platform](#)"
 - Apache Jakarta BSF committers (Victor Orlikowski, IBM; Rony G. Flatscher, WU Wien) served as experts
 - Work started in 2003, ended last year (2006)



Upcoming BSF 3.0

An Implementation of JSR-223, 2

- JSR-223
 - Results (reference implementation) used by Sun to implement the Java scripting framework for Java 1.6
 - Cf. Java 1.6 package named "[javax.script](#)"
 - At the end of the development changes got introduced to the interfaces to "take advantage of Java 1.6 features"
 - Results therefore suggest that JSR-223 scripting would only be available in Java 1.6 and up ... however ...



Upcoming BSF 3.0

An Implementation of JSR-223, 3

- BSF 3.0 (currently in beta)
 - Opensource implementation of JSR-223
 - Allows deploying "[javax.script](#)" with *earlier versions of Java*, starting with Java 1.4
 - No need to upgrade deployed Java installations to Java 1.6
 - Ability to enhance existing, deployed installation with scripting capabilities without being forced to upgrade to 1.6
 - Java applications that employ JSR-223 scripting can be deployed also among Java 1.4 and 1.5 installations!
 - No dependency on Java 1.6 at all
 - However, Java 1.4 and 1.5 programs using BSF 3.0 will run under Java 1.6 and higher by using Java 1.6 "[javax.script](#)" package



BSF 3.0/JSR-223 in a Nutshell: Java Invoking a Javascript Script

```
import javax.script.*; // BSF 3.0 support using JSR-223/Java 1.6 package name
```

```
/** Java program that shows the easyness of deploying scripts with BSF 3.0/JSR-223. */
```

```
public class Test_BSF3  
{
```

```
    /** Running in-line defined scripts. */
```

```
    public static void main (String[] args) {
```

```
        try {
```

```
            ScriptEngineManager mgr = new ScriptEngineManager ();
```

```
            ScriptEngine jsEngine = mgr.getEngineByName("javascript");
```

```
            String scriptCode = "java.lang.System.out.println(\"JavaScript was here!\");";
```

```
            jsEngine.eval(scriptCode);
```

```
        } catch (Exception e) {e.printStackTrace();}
```

```
    }  
}
```

JavaScript was here!



"ScriptedUI_BSF3.java", 1 (Java Host)

```
public class ScriptedUI_BSF3 {
```

```
    BSFManager bsfmgr = new BSFManager ();
```

```
    public ScriptedUI (String fileName) {
```

```
        Panel p = new Panel ();
```

```
        f.add ("Center", p);
```

```
        f.add ("North", new Button ("North Button"));
```

```
        f.add ("South", new Button ("South Button"));
```

```
        bsfmgr.registerBean ("centerPanel", p);
```

```
        try { // exec script engine code to do its thing for this
```

```
            String language = BSFManager.getLangFromFilename (fileName);
```

```
            FileReader in = new FileReader (fileName);
```

```
            String script = IOUtils.getStringFromReader (in);
```

```
            bsfmgr.exec (language, fileName, -1, -1, script);
```

... Cut ...



"ScriptedUI_BSF3.java", 2 (Javascript Client)

```
/* filename "ui_bsf3.js" (JavaScript) */

/* picking up the Java Panel object not necessary anymore!
   "p" (a Java Panel object) gets registered with the
   JavaScript engine right before the script gets invoked! */

/* set the layout manager to border */
p.setLayout (new java.awt.BorderLayout ());

/* add a few things */
p.add ("Center", new java.awt.Label ("Middle from JavaScript"));
p.add ("North", new java.awt.TextField ("north text from JavaScript"));
p.add ("South", new java.awt.TextField ("south text from JavaScript"));
p.add ("East", new java.awt.Button ("inner east from JavaScript"));
p.add ("West", new java.awt.Button ("inner west from JavaScript"));

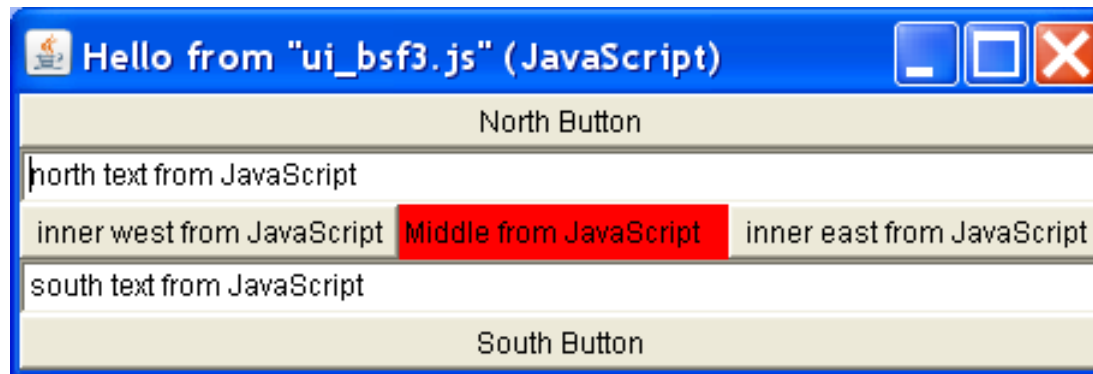
/* configure p a bit */
p.setBackground (java.awt.Color.red);

/* configure the frame that p is in */
f = p.getParent ();
f.setTitle ("Hello from \"ui_bsf3.js\" (JavaScript)");
```



"ScriptedUI_BSF3.java", 4

```
java ScriptedUI_BSF3 ui_bsf3.js
```





Roundup

Roundup, 1

- Jakarta BSF 2.4
 - **Great** enabling technology
 - **Easy to use from Java**
 - Couldn't possibly get easier
 - **No excuse** that Java applications do not supply (open platform) scripting to their users/customers!
 - Quite a number of available scripting languages
 - Easy to add new scripting languages thanks to the BSF framework
 - Cf. <<http://jakarta.apache.org/bsf>>
 - You can even use JSR-223/Java 1.6 scripting engines!
 - Cf. Apache Incubator "Tuscany" sandbox ("JSR223BSFEngine.java", author: Ant Elder)



Roundup, 2

- Jakarta BSF 2.4
 - Apache projects allow to take advantage of Jakarta BSF (e.g. ant, Taglibs, Xalan) for *your* benefit!
 - Just look for the documentation and examples
 - The BSF 2.4 scripting framework could be even compiled for Java 1.3
- Upcoming BSF 3.0
 - Opensource implementation of JSR-223
 - Allows deploying "javax.script" on earlier Java version
 - Java applications can take advantage of JSR-223 scripting without being forced to upgrade to Java 1.6 !



Links

- <http://jakarta.apache.org/bsf>
- <http://ant.apache.org/manual/OptionalTasks/script.html>
- <http://jakarta.apache.org/taglibs/index.html>
- <http://jakarta.apache.org/taglibs/doc/bsf-doc/index.html>
- <http://xml.apache.org/xalan-j/extensions.html>
- <http://jcp.org/en/jsr/detail?id=223>
- <http://wi.wu-wien.ac.at/rgf/rexx/bsf4rexx/current/>
- <http://www.ooRexx.org>
- <news:comp.lang.rexx>
- <http://www.RexxLA.org>
- <http://www.OpenOffice.org>
- <http://api.openoffice.org/SDK/>
- <http://codesnippets.services.openoffice.org/>
- <http://wi.wu-wien.ac.at/rgf/diplomarbeiten>

