



Ajax in Apache MyFaces

A new Approach to Web
Applications




Agenda

- Introduction AJAX and Web 2.0
- Integrating AJAX in JavaServer Faces
- AJAX components in MyFaces
- Discussion (or Question & Answer)



Agenda

- **Introduction AJAX and Web 2.0**
- Integrating AJAX in JavaServer Faces
- AJAX components in MyFaces
- Discussion (or Question & Answer)




The New Web - Web 2.0

- Highly dynamic and interactive Websites
- Openness (Interaction with other Systems)
- Break the Limitations of traditional Websites




Web 2.0 - History

Web 1.0	Static HTML Pages
Web 1.5	Dynamically generated HTML
Web 2.0	WebSites which dynamically interact with the Server




What is AJAX?

- a terminology affected by “Jesse James Garrett” from Adaptive Path in february 2005
- short name for “**A**synchronous **J**avaScript **A**nd **X**ML”
- became a hype in 2005
- popularity raised with the help of Google
 - Gmail, Google Maps, Google Calendar




AJAX – a combination of technologies

- HTML (or XHTML) and CSS
- JavaScript / DOM
- XML / JSON (JavaScript objectoriented Notation)
- JavaScript, XMLHttpRequest Object


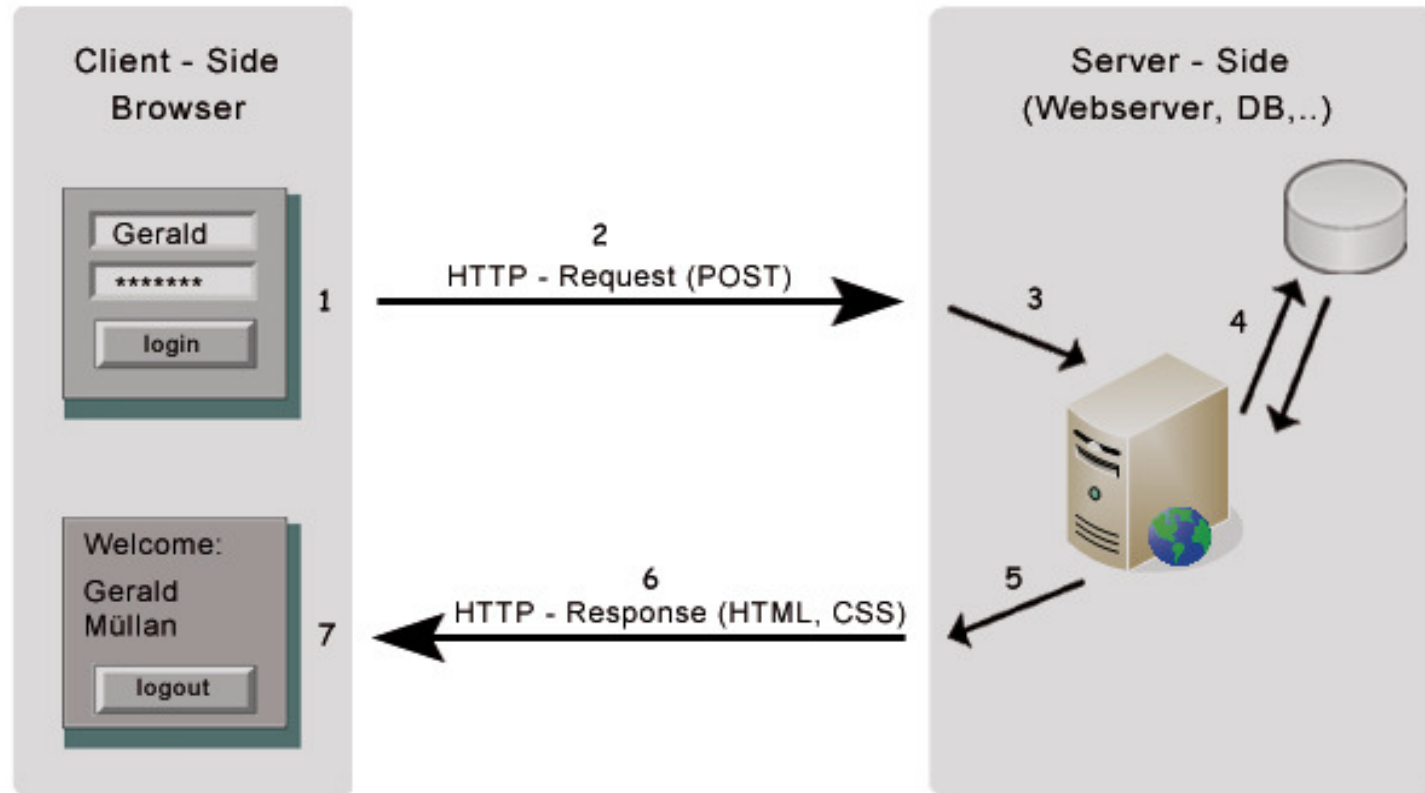


AJAX Interaction


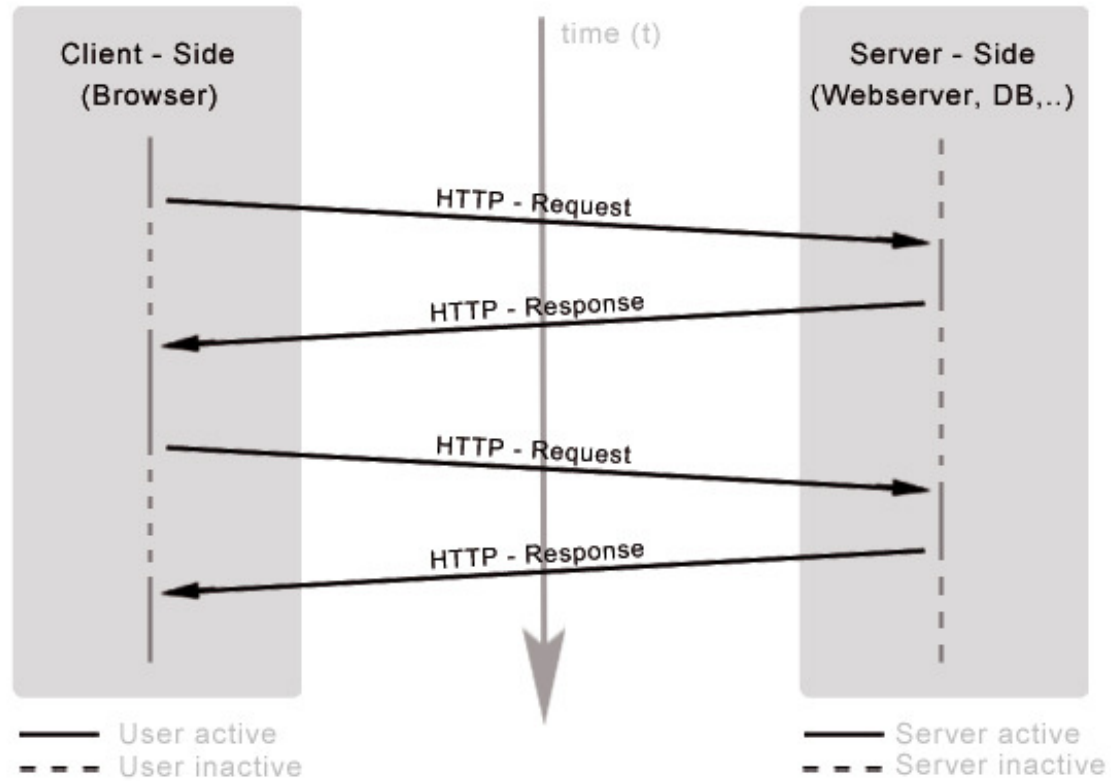
- an AJAX application looks as if it resided on the user's machine
- JavaScript call to AJAX engine
 - HTTP - Request back to server
- browser is updated with gathered information




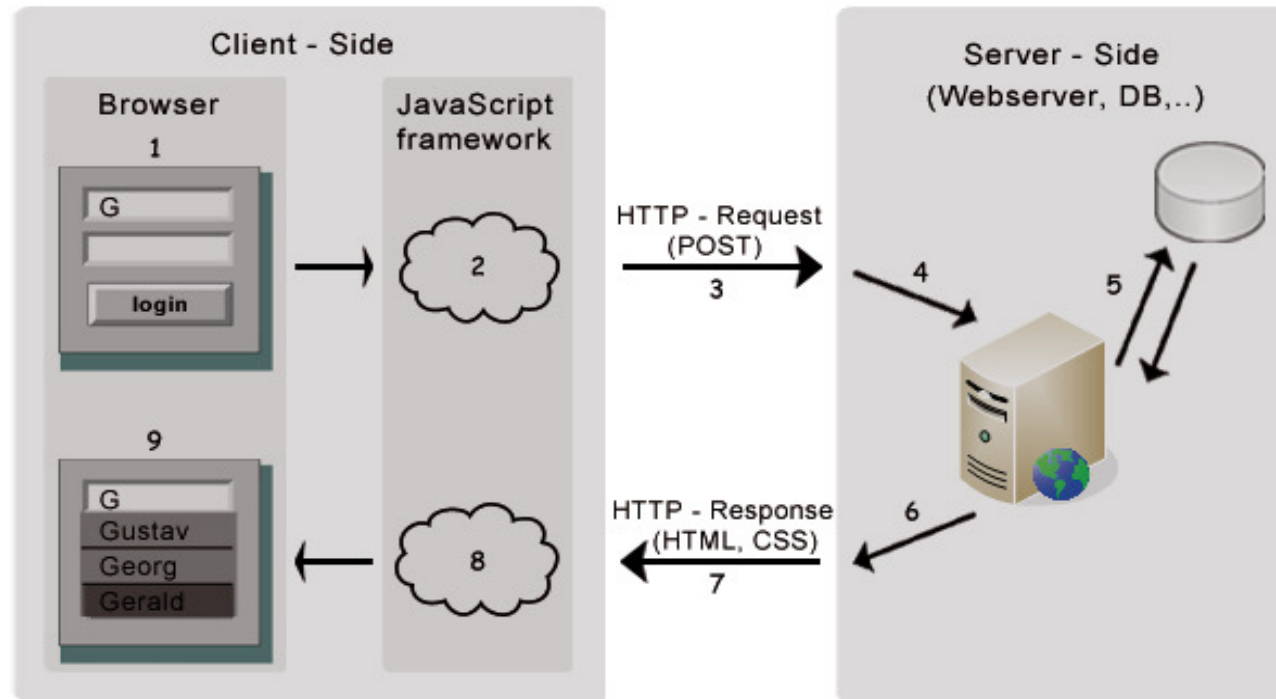
HTTP Request - Response




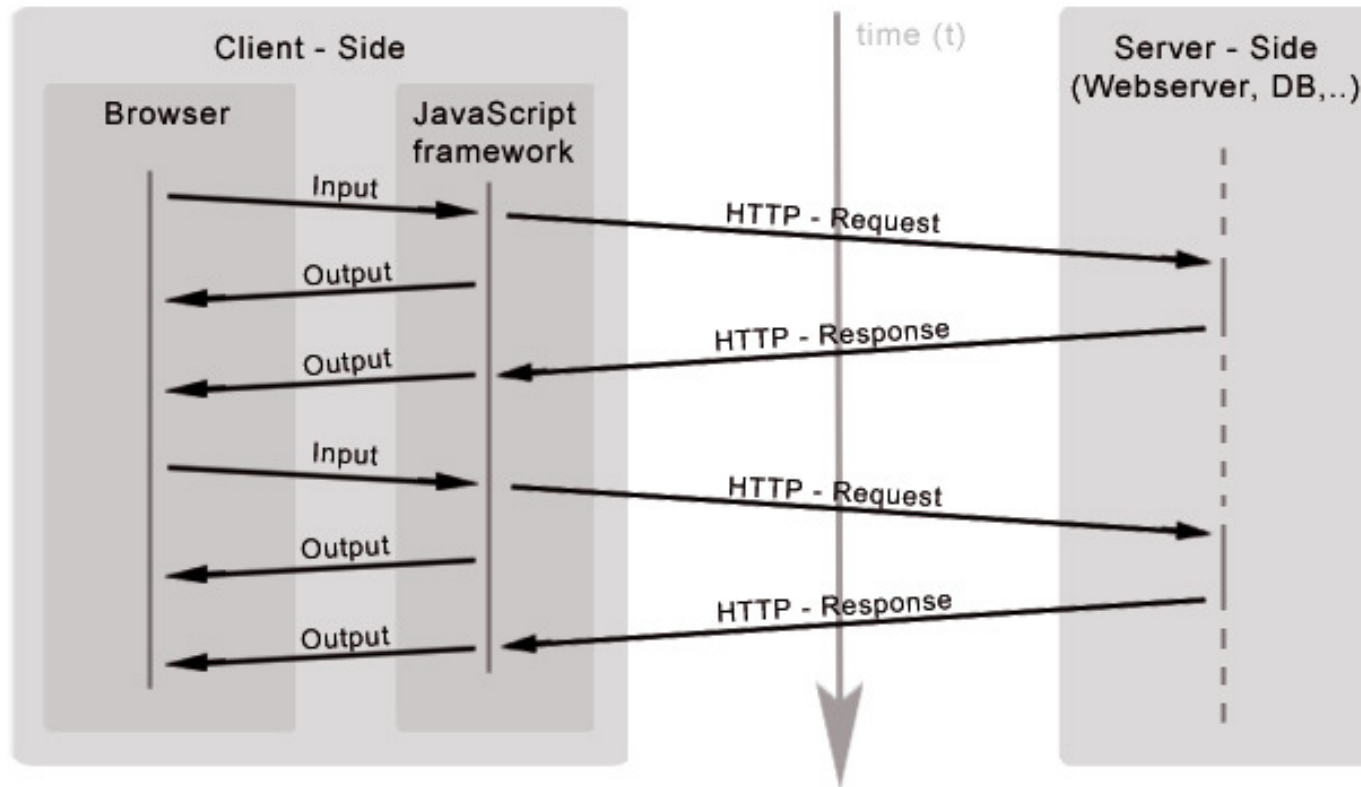
HTTP Process Flow



AJAX Request - Response




AJAX Process Flow



XMLHttp Object

- Http request to server using a JavaScript object
- Microsoft:
 - XMLHttp since IE 5.0 (ActiveX Object)
 - Instantiation:

```
if (window.ActiveXObject) //IE
{
    http_request = new ActiveXObject
        ("Microsoft.XMLHTTP");
}
```




XMLHttpRequest Object

- Mozilla, Safari..
 - XMLHttpRequest
 - supports same methods and properties

```
if (window.XMLHttpRequest) // Mozilla, Safari
{
    http_request = new XMLHttpRequest();
}
```

- function call after server response: (for both)

```
http_request.onreadystatechange = function(){
    // do useful stuff
};
```



XMLHttpRequest Object

- do the request:

```
http_request.open('GET', URL, true);
```

GET, POST, HEAD...

asynchronous/synchronous

AJAX!!

```
http_request.send();
```

- response ok, continue processing:

```
if (http_request.readyState == 4)
```


- check the status code:

```
if (http_request.status == 200)
```




JavaScript Libraries

- abstraction layer
 - no handling of XMLHttpRequest object
- libraries provide...
 - ...plain AJAX support
 - ...visual effects
 - ...widgets (dojo toolkit)
 - ...ease of JavaScript handling




JavaScript Libraries

- prototype (Ruby on Rails)
 - open-source JavaScript framework
 - used in Tobago project
 - former used in MyFaces AJAX components
 - also used by script.aculo.us
- open rico
 - drag and drop management
- dojo toolkit framework
 - widgets
 - namespace structure




Why AJAX?

- richness and interactivity
 - web application -> desktop application
 - AJAX effects look great
- only parts of the page are changed
 - less redundant data
 - faster update of the page
- no stalling of user's interaction with the application
- No additional plug-in like flash is needed




Why AJAX? (continued)

- platform independent
 - works across all browsers if JavaScript is enabled
 - works across all operating systems




Why not?

- stressing the server
 - more requests
- state handling can be difficult
 - Browsers „back“ button
 - bookmarking
- need of JavaScript support
- differences of browsers -> more testing
 - not a big issue with JavaScript framework




Agenda

- Introduction AJAX and Web 2.0
- **Integrating AJAX in JavaServer Faces**
 - **AJAX handling in MyFaces**
- AJAX components in MyFaces
- Discussion (or Question & Answer)




What is JSF?

- JSF is a ...
 - ... Java-Technology for Web-Apps
 - ... component-based framework
 - ... event-driven framework
 - ... RAD
 - ... industrial standard




Ajax integrated into JSF

- Custom Servlets
- Filters
- PhaseListeners

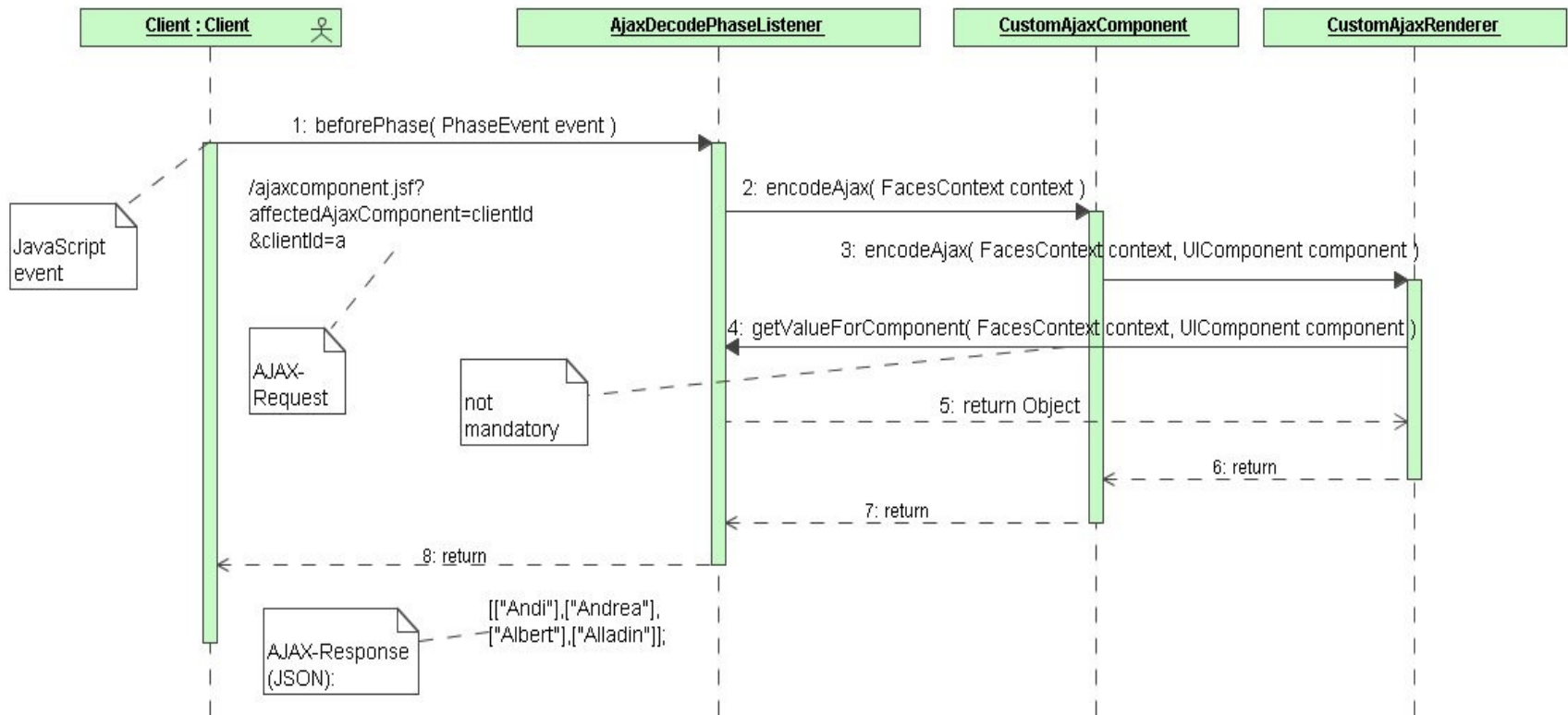


AJAX handling in MyFaces

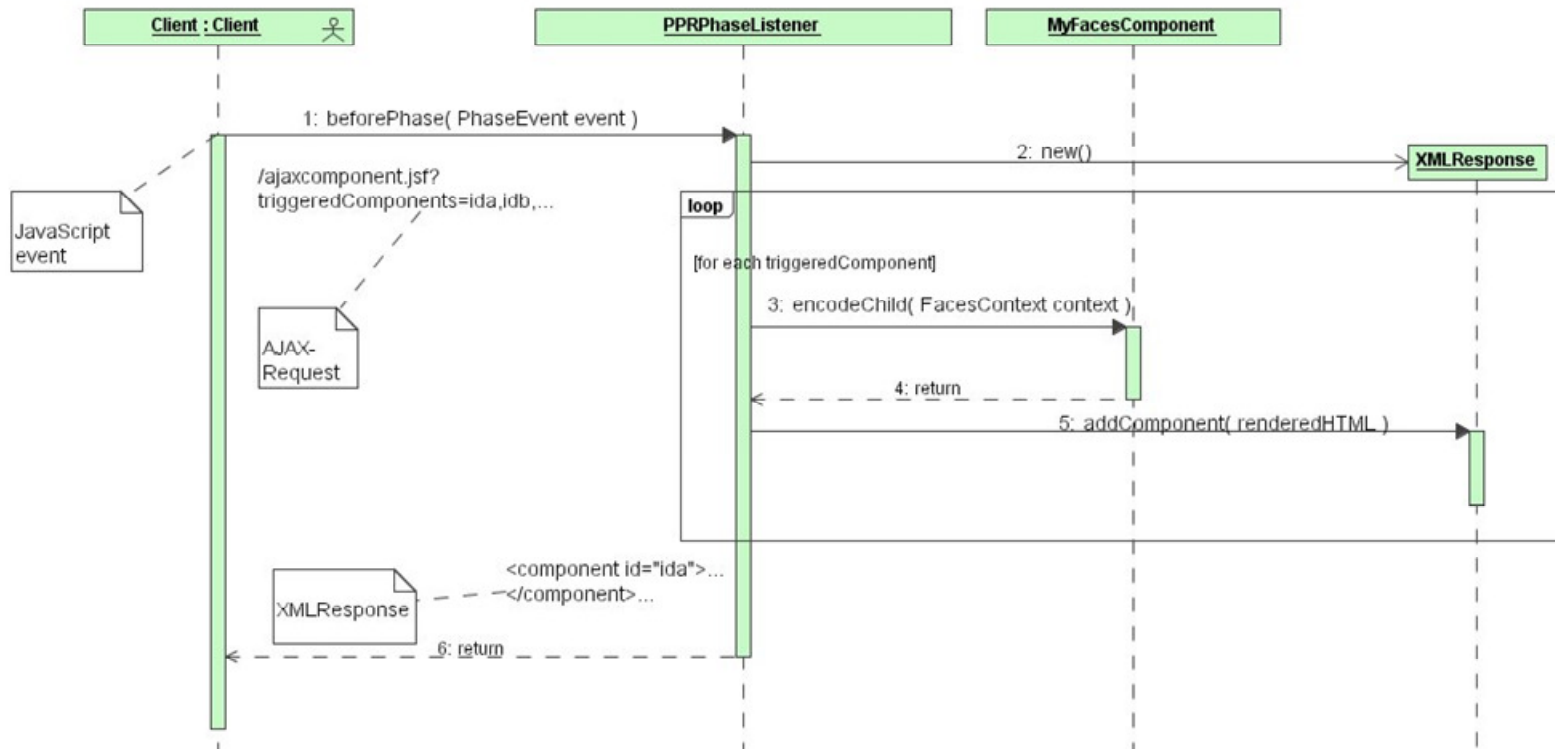
- AjaxPhaseListeners
(AjaxDecodePhaseListener,
PPRPhaseListener)
 - listening for an incoming AJAX request
 - tagged through Request Parameters which provide additional Information for the Request
 - seeks the affected components in the JSF tree
 - further processing delegated to component/renderer
 - quits JSF life cycle after Response has been sent



AjaxDecodePhaseListener (ApplyRequestValues)




PPRPhaseListener (RenderResponse)




AJAX handling in MyFaces : problems

- No concurrent access on UIViewRoot allowed
- StateSaving
- Browser dependent memory leaks




Agenda

- Introduction AJAX and Web 2.0
- Integrating AJAX in JavaServer Faces
- **AJAX components in MyFaces**
 - **Dojo`s toolkit**
 - **Tomahawk**
- Discussion (or Question & Answer)




The Dojo Toolkit

- MyFaces has used prototype -> now Dojo!
- advantages
 - huge library
 - abstracts common js handling
 - AJAX api
 - animation
 - event handling
 - widgets!
 - clean separation through namespacing
 - avoids naming conflicts
 - supports lazy-loading of js-modules
 - compression of js code




Dojo`s Widgets

- client side js components
- encapsulated js objects
- represent an abstraction layer
 - no need for html/dom handling
 - well defined interface: only one tag!
- hence easy to use
 - eg. `<input dojoType="comboBox" dataUrl="...">`
- not well-formed XHTML
 - can be also done programmatically




Dojo`s Widgets (continued)

- fast widget authoring
- client side widgets -> server side JSF comps
- ease of rendering
 - former: `<div/>`, `<input>`, `<table/>`, `js-code`,...
 - now: only one widget tag!
- under the hood
 - one widget = many html tags at runtime




Dojo`s Widgets (continued)

- examples
 - ComboBox (InputSuggestAjax)
 - Menues (FishEyeList)
 - Accordion
 - Tree
 - Editor
 - TabbedPane
 - Wizard




Tomahawk Examples: SuggestAjax

- sandbox components
 - autosuggest control with AJAX
- InputSuggestAjax
 - shows suggested list of items
 - completely based upon dojo`s comboBox widget
- TableSuggestAjax
 - suggests a html table
 - column value -> DOM node
 - based upon dojo`s js abstraction
 - dojo`s AJAX API (dojo.io.bind)



SuggestAjax

- suggestedItemsMethod
 - method of backing bean
 - delivers preview data
 - realized with JSF's MethodBinding
- call order
 - 1.) Ajax request
 - 2.) AjaxDecodePhaseListener calls SuggestAjax comp
 - 3.) delegates encoding to renderer
 - 4.) renderer calls suggestionMethod in bean (MethodBinding)
 - 5.) computing of result list
 - 6.) result sent back to client; dojo control shows suggestion drop down



InputSuggestAjax: .jsp


```

<h:form>
  <h:panelGrid columns="3">
    <x:outputLabel
      value="#{label.title_product}"/>

    <s:inputSuggestAjax
      suggestedItemsMethod=
        "#{product.getSuggestedProducts}"
      value=
        "#{product.productNameToSearch}"/>

    <x:commandButton
      value="#{label.productButton}"
      action="#{product.searchForProducts}"/>
  </h:panelGrid>
</h:form>

```



InputSuggestAjax:suggestedItemsMethod


```
public List getSuggestedProducts(String prefix)
{
    List<String> suggestedNames = new
    ArrayList<String>();

    Session session = getSession();
    Criteria crit =
    session.createCriteria(Product.class)
        .add(Restrictions.like("name", prefix+"%"));

    List<Product> tempProds = crit.list();

    for(Product prod : tempProds)
        suggestedNames.add(prod.getName());

    return suggestedNames;
}
```




TableSuggestAjax: .jsp

```


<s:tableSuggestAjax var="address"
  startRequest="2"
  value="#{inputSuggestAjax.suggestValue}"
  suggestedItemsMethod=
    "#{inputSuggestAjax.getAddrList}">
  <t:column>
    <f:facet name="header">
      <s:outputText value="city"/>
    </f:facet>
    <s:outputText for="cityField"
      label="#{address.city}"/>
  </t:column>
  ...
</s:tableSuggestAjax>

```




AutoUpdateDataTable

- sandbox component
- frequency controlled updated DataTable
- uses prototype.js
 - `Ajax.PeriodicalUpdater(...)`




AutoUpdateDataTable: .jsp

```
<h:form>
  <s:autoUpdateDataTable
    var="bids"
    value="#{dataTableData.bids}"
    preserveDataModel="true"
    frequency="3">
    <h:column>
      <f:facet name="header">
        <h:outputText escape="false"
value="Bid"/>
      </f:facet>
      <h:outputText value="#{bids.bidData}" />
    </h:column>
  </s:autoUpdateDataTable>
</h:form>
```




AJAX Form Components

- Server side validation through AJAX
- Model updating




PPRPanelGroup

- Implementation of Partial Page Rendering in Apache MyFaces
- Each AJAX-Request Response fullfills a complete JSF-Request-Lifecycle (except RenderResponse which returns XML instead of HTML)
- Knows which Components trigger AJAX-Requests and which do not




PPRPanelGroup - Attributes

- `partialTriggers` – List of Component Ids which trigger a partial update
- `partialTriggerPattern` – Regular Expression: all matching ClientIds trigger a partial update
- `inlineLoadingMessage` – While updating PPRPanelGroup is replaced with Message




PPRPanelGroup: .jsp

```
<h:form id="mainform">  
  <h:inputText value="#{exampleBean.suggestValue}"/>  
  <h:commandButton value="update" id="button" />  
  
  <s:pprPanelGroup id="suggestValue"  
    partialTriggers="button">  
    <h:outputText  
      value="#{exampleBean.suggestValue}"/>  
  </s:pprPanelGroup>  
  
</h:form>
```




Links and books

- MyFaces AJAX examples
 - <http://www.irian.at/myfaces.jsf>
(sandbox components)
 - <http://tobago.atanion.net/tobago-example-demo>
- AJAX web resources
 - <http://www.script.aculo.us>
 - <http://www.adaptivepath.com>
 - <http://www.dojotoolkit.org>
 - http://www.ajaxpatterns.org/Ajax_Frameworks
 - <http://www.ajaxdeveloper.org>



Questions?

Answers!!!



Finish

Thank you for your
Attention!

